

Oskar the High Peak Otter says: families have fun with MAKING BOOKS!

you will need



strips of thick paper or card



pens & pencils & crayons

scissors



old magazines



sequins & beads & buttons

glue




rubber stamps (if you have them)




what to do


① using a concertina fold make a zig-zag book from a strip of thick paper



② illustrate your book by drawing pictures or cutting some out of magazines



③ using pens and pencils write a story in your book



④ add some stamp marks using rubber stamps if you have them



Oskar says,

"Don't forget to put your name on the front of your book ... you are now an AUTHOR"

