



# Oskar the High Peak Otter says: families have fun with SHADOW PUPPETS!



## you will need:



paper or card



scissors



a straw or a pencil



sellotape



a light source (torch, lamp, smartphone, tablet)



a dark space

kitchen utensils

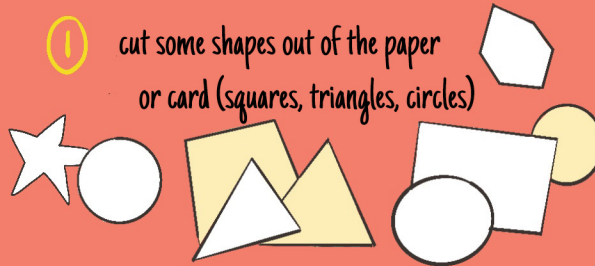


washing line

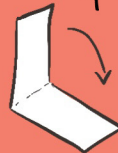


## what to do:


① cut some shapes out of the paper or card (squares, triangles, circles)



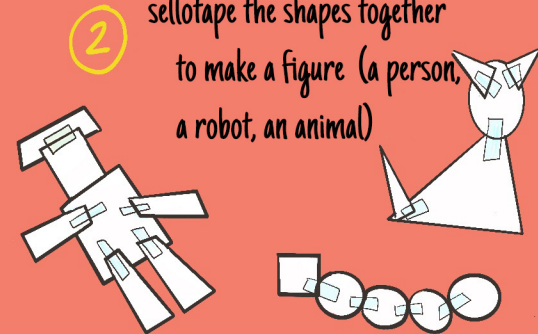
③ make a little tab by folding a small slip of paper in half




⑤ in a dark space make your puppet dance by shining a light behind it



② sellotape the shapes together to make a figure (a person, a robot, an animal)



④ sellotape one half of the tab to your figure and one half to a straw or pencil



⑥ string up some kitchen utensils on a washing line to create a stage set for your puppet to perform in

